

POLYGON

Provider of Whole-House Drinking Water System Solutions

AKAN ENTERPRISE GROUP(ZHEJIANG)CO.,LTD.


ADDRESS: NO.2528,GANSHAN ROAD,HUZHOU,ZHEJIANG

TEL: 0086-21-68155777

WEB: WWW.AKAN.COM.CN

– FULL-SCENARIO –
– CORE WATER PURIFICATION TECHNOLOGY –

* POLYGON Whole-House Drinking Water System Solutions



CONTENTS

01	About POLYGON Company Profile Development History Honors and Qualifications
02	Product System Guard Pre-filter Clean Central Water Purifier Soft Central Water Softener Pure Reverse Osmosis Water Purifier Enjoy Water Dispenser Smooth Office Water Dispenser
03	New Way To Drinking Healthy Water Application Healthy Home Charming Home Perfect Home



OFLOW is a water treatment and purification enterprise brand integrating research and development, manufacturing and sales. The products cover pre-filter, central water purifier, central water softener, ultrafilter, reverse osmosis water purifier, water dispenser and other products. From pre-treatment to end purification, from single product to system, from kitchen water to whole house water, covering the whole scene of life water filtration and purification.

After years of development, it has been recognized that it has nearly 40 patents and participated in the drafting and revision of a number of group standards, industry standards and national standards.

About POLYGON

Group Introduction

AKAN Enterprise Group was founded in 2000 with a registered capital of 500 million yuan. It is one of the first in China to provide a comfortable home system solution that integrates production, research and development, and sales.

The group has laid out seven major production centers across the country: Xinxiang in Henan, Liuyang in Hunan, Baodi in Tianjin, Huzhou in Zhejiang, Pudong in Shanghai, Jiangjin in Chongqing, and Heyuan in Guangdong, with a total factory area of 1.7 million square meters. The group currently has about 3,000 employees, with nearly 500 key management personnel and technical staff.

The group's POLYGON brand is a plastic pipe system solution provider and home clean drinking water system solution provider, PULE fresh air focus on creating a healthy indoor air quality, PULE waterproof is a home decoration waterproof brand.



2000

Founded by the group



1700000

Square meters of factory area



3000

Approximately the number of employees in the group



POLYGON

DEEPLY CULTIVATE THE FIELD OF HOME WATER PURIFICATION.



14 Year

2010
Entered the water treatment industry.

2017
Won the China Top Ten Water Purification Potential Brand Award.

2020
Established a multifunctional water purification laboratory.

2015
Kaiyuan Environmental Protection Technology (Shanghai) Co., Ltd. was established.

2018
Participated in the compilation of the industry standard "Pure Water Processor for Household and Similar Use."

2021
Participated in the compilation of the national standard "Drinking Water Treatment Appliances for Household and Similar Use."

2016
Became a member unit of the National Health Industry Enterprise Management Association.

2019
Became a standing director unit of the Water Purification Branch of the National Health Industry Enterprise Management Association.

2022
Selected as a Specialized, Fined, Peculiar, and Innovative Enterprise of Shanghai City.

2016
Participated in the compilation of the group standard "Reverse Osmosis Membrane for Drinking Water Treatment Appliances for Household and Similar Use."

2019
Obtained the High-tech Enterprise Certificate of Shanghai City.

2023
Continued to obtain the High-tech Enterprise Certificate of Shanghai City.

.....



POLYGON

Whole-house drinking water purification system



GUARD


The first pre-filter installed after the water meter

Pre-filter

Intercepts visible solid impurities
Protects pipes, faucets,
water-using appliances
Prevents energy consumption increase
and damage caused by impurity blockages

.....


Note: Increasing the frequency of flushing helps maintain the performance of the pre-filter.





Ultra-high flow rate **4^{T/h}**
easily meets the water needs
of the entire house

Pre-filter CW-PKEO3



316L stainless steel filter mesh

40-micron filtration precision, protects the entire house's water system, is resistant to corrosion and friction, and has a longer service life



Copper head lead-isolation process

59-1 precision steel body, with a plastic-coated core to prevent lead leaching, making the water safer



Explosion-proof filter bottle

High strength, good toughness, does not contain bisphenol A and plasticizers



Double-layer filter net water purification and backflush

Built-in high-pressure flushing components, achieve 360° rotating back spray, and flush without dead corners



Real-time water pressure monitoring

Equipped with a precision water pressure gauge to monitor the incoming water pressure in real time



Flushing time reminder

Equipped with a memory dial to record the month of each flushing.

360° UNIVERSAL VALVE HEAD FOR UNRESTRICTED INSTALLATION

Pre-filter


Fearless of complex installation environments, it easily handles various horizontal, vertical, and diagonal pipelines.



6T/H EXTRA LARGE FLOW RATE

Meets the Needs of Multi-Member Households for Simultaneous Water Use

Pre-filter



CW-PKE03



PLQZBW-A01

Water Purification Flow Rate: 7 m³/h
 Rated Total Purified Water Volume: 6700 m³
 Working Pressure: 0.1 MPa - 1.0 MPa
 Product Dimensions: 146 mm x 75 mm x 190 mm
 Filter Precision: 40 μm



PLQZBW-A02

Water Purification Flow Rate: 7 m³/h
 Rated Total Purified Water Volume: 6700 m³
 Working Pressure: 0.1 MPa - 1.0 MPa
 Product Dimensions: 164 mm x 80 mm x 250 mm
 Filter Precision: 40 μm



CW-PKE02

Water Purification Flow Rate: 4 m³/h
 Rated Total Purified Water Volume: 1000 m³
 Working Pressure: 0.15 MPa - 1.0 MPa
 Product Dimensions: 159 mm x 65 mm x 212 mm
 Filter Precision: 40 μm



CQ-6

Water Purification Flow Rate: 6 m³/h
 Rated Total Purified Water Volume: 100 m³
 Working Pressure: 0.1 MPa - 1.6 MPa
 Product Dimensions: 98 mm x 73 mm x 240 mm
 Filter Precision: 40 μm



CW-PKE03

Water Purification Flow Rate: 4 m³/h
 Rated Total Purified Water Volume: 1000 m³
 Working Pressure: 0.15 MPa - 0.40 MPa
 Product Dimensions: 159 mm x 94 mm x 284 mm
 Filter Precision: 40 μm



CW-NP20

Water Purification Flow Rate: 3 m³/h
 Rated Total Purified Water Volume: 80 m³
 Working Pressure: 0.14 MPa - 0.35 MPa
 Product Dimensions: 157 mm x 84 mm x 297 mm
 Filter Precision: 40 μm



CW-A6

Water Purification Flow Rate: 3 m³/h
 Rated Total Purified Water Volume: 80 m³
 Working Pressure: 0.14 MPa - 0.35 MPa
 Product Dimensions: 152 mm x 40 mm x 297 mm
 Filter Precision: 40 μm



CLEAN

No more disinfectant taste

Central Water Purifier

Removes residual chlorine
and some heavy metal ions from water
Says goodbye to unpleasant odors,
making domestic water use clear and refreshing.

Central Water Purifier CWF-C20



TECHNOLOGICAL CORE

Fully Intelligent Control

Built-in chip controller for fully automatic operation after one-time setup

Self-Cleaning System

Three processes: purification, backflushing, and forward flushing

High Flow Rate for Whole Family Use

No impact on water pressure before and after filtration




PREMIUM FILTER MATERIAL

Coconut shell activated carbon

Intercepts some chlorine, chloroform, nitrate nitrogen, oxygen consumption, and off-colors and odors in the water

KDF Water Gold

Removes residual chlorine and some heavy metal ions from water, inhibits the proliferation of bacteria and algae



Central Water Purification Series Product Specifications



CWF-C06

Rated Power: 5W
Water Purification Flow Rate: 0.6m³/h
Rated Total Water Purification Volume: 12m³
Working Pressure: 0.14MPa - 0.35MPa
Product Dimensions: φ280mm x 620mm



CWF-C10

Rated Power: 8W
Water Purification Flow Rate: 1.0m³/h
Rated Total Water Purification Volume: 20m³
Working Pressure: 0.14MPa - 0.35MPa
Product Dimensions: 430mm x 338mm x 580mm



CWF-C15

Rated Power: 5W
Water Purification Flow Rate: 1.5m³/h
Rated Total Water Purification Volume: 25m³
Working Pressure: 0.14MPa - 0.35MPa
Product Dimensions: φ280mm x 1100mm



CWF-C20

Rated Power: 8W
Water Purification Flow Rate: 2.0m³/h
Rated Total Water Purification Volume: 33m³
Working Pressure: 0.14MPa - 0.35MPa
Product Dimensions: 430mm x 338mm x 1098mm



SOFT

Your Home "Beauty Salon"

Central Water Softener

Removes calcium and magnesium ions from water, softening the water quality

- Skin-friendly and hair-nourishing
- No scale in the bathroom
- No water stains left behind

Central Water Softener CWIE-RO5

ONLY WATER THAT HAS UNDERGONE ION EXCHANGE IS TRULY SOFT WATER

New generation ion exchange technology
Effectively removes calcium and magnesium ions from water, softening the water quality with a long service life and large exchange capacity.



PATENTED APPEARANCE CRAFTED WITH INGENUITY

Patented design and appearance
Strong and anti-corrosion

Appearance patent,
patent number: ZL201930487861.0

Ceramic valve core, durable and long-lasting

Made by sintering at ultra-high temperatures of 1680°C, it is sturdy and durable
The combination of moving and stationary discs controls multiple flow paths, wear-resistant and corrosion-resistant, maintenance-free for 10 years

Dow resin, quality assurance

Uniform and fine particles, with good stability

Intelligent control

Dual control of time and flow, adapting to the water usage habits of various groups

Counter-current regeneration

Counter-current regeneration technology, saving salt, water, and preventing salt scale to improve economy and convenience



Elimination of scale
Washing clothes is softer and does not yellow



Moisturizing care
Skin retains more moisture, avoiding dryness



Skin-friendly and silky
Rich foam for a more thorough clean



COMPACT AND FLEXIBLE INSTALLATION

Wall-mounted water softener

CW-06-SL

- Matches with gas water heaters for wall-mounted installation
- Pairs with gas water heaters for under-sink floor-standing installation
- Matches with electric water heaters for integrated hanging installation
- (An optional electric water heater-specific thermostatic valve is available)



Central Water Softener Series Product Specifications



CWIE-R10

Rated Power: 8W
 Water Softening Flow Rate: 1.0m³/h
 Rated Total Softening Volume: 660m³
 Working Pressure: 0.15MPa - 0.6MPa
 Product Dimensions:
 475mm x 325mm x 598mm



CWIE-R05

Rated Power: 8W
 Water Softening Flow Rate: 0.5m³/h
 Rated Total Softening Volume: 320m³
 Working Pressure: 0.15MPa - 0.6MPa
 Product Dimensions:
 430mm x 338mm x 580mm



CWIE-R20

Rated Power: 8W
 Water Softening Flow Rate: 2.0m³/h
 Rated Total Softening Volume: 1800m³
 Working Pressure: 0.15MPa - 0.6MPa
 Product Dimensions:
 430mm x 338mm x 1098mm



CW-06-SL

Rated Power: 18W (Note: The rated power for this model seems unusually high for a water softener, please confirm if this is correct.)
 Water Softening Flow Rate: 0.6m³/h
 Rated Total Softening Volume: 2800m³
 Working Pressure: 0.15MPa - 0.6MPa
 Product Dimensions:
 350mm x 191mm x 512mm

PURE

Fresh and ready-to-drink

Reverse Osmosis Water Purifier

Filters nearly a hundred types of impurities from water, including bacteria, viruses, and heavy metal ions

- Long-lasting reverse osmosis membrane
- Powerful composite core
- Pure and great taste



WITH A TOTAL PURIFICATION OF 4000L


Save money and be environmentally friendly, with no waiting for water output

Report Number: WTN2022-2268



Long-lasting Reverse Osmosis Membrane

New imported large-capacity reverse osmosis membrane increases water flow, with a membrane filter life span of up to 3 years, effectively removing harmful substances such as bacteria, viruses, heavy metal ions, and micro-pollutant organic compounds from the water, making the output water directly drinkable.



Upgraded Composite Core

Polypropylene activated carbon fiber composite core, with superior particle interception efficiency and water permeability, efficiently adsorbs residual chlorine and organic compounds.



High-Quality Activated Carbon Rod

Imported activated carbon material, with tightly and evenly packed carbon rod particles that fully release the micro-pores of the activated carbon, efficiently adsorbing residual chlorine, color, and odors from the water, ensuring every drop of output water has a great taste.

LAYER BY LAYER PRECISE FILTRATION FOR FRESH AND PURE WATER

Reverse Osmosis Water Purifier CRO-500V

1.7L/min large flow rate, fills a cup of water in 4 seconds.



ULTRA-SLIM BODY, AS THIN AS 12CM

Reverse Osmosis Water Purifier CRO-075V



DIRECT DRINKING FRESH AND PURE WATER

Reverse Osmosis Water Purifier

CRO-100V Deluxe Edition



Reverse Osmosis Series Product Specifications



CRO-075V

Rated Power: 35W
Water Purification Flow Rate: 0.19L/min
Rated Total Purification Volume: 2000L
Inlet Pressure: 0.1MPa - 0.4MPa
Operating Pressure: 0.5MPa - 0.8MPa
Product Dimensions: 361mm x 120mm x 320mm



CRO-400V

Rated Power: 70W
Water Purification Flow Rate: 1.04L/min
Rated Total Purification Volume: 4000L
Inlet Pressure: 0.1MPa - 0.4MPa
Operating Pressure: 0.5MPa - 0.8MPa (Note: "MP3" is a typo and should be "MPa" for megapascals.)
Product Dimensions: 320mm x 203mm x 400mm




CRO-100V

Rated Power: 35W
Water Purification Flow Rate: 0.26L/min
Rated Total Purification Volume: 2000L
Inlet Pressure: 0.1MPa - 0.4MPa
Operating Pressure: 0.5MPa - 0.8MPa
Product Dimensions: 400mm x 138mm x 328mm



CRO-500V

Rated Power: 96W
Water Purification Flow Rate: 1.30L/min
Rated Total Purification Volume: 4000L
Inlet Pressure: 0.1MPa - 0.4MPa
Operating Pressure: 0.5MPa - 0.8MPa
Product Dimensions: 320mm x 203mm x 400mm



Integrated Waterway

A one-piece molded waterway board, reducing the number of connector components by over 90%. This significantly reduces the risk of water leakage, increases water production efficiency, and improves water conservation.



Clip-on Filter Cartridges

A one-piece clip-on filter cartridge, with strong safety features, easy to operate with a simple lift and pull, for a quick and convenient filter change.



ENJOY

Heating up in just 3 seconds,
standby for 100 days,
only using 1 kilowatt-hour of electricity.

Water Dispenser Series

The perfect companion for RO machine,
providing pure hot water and pure cold
water.

- Multiple temperature settings
- 3-second quick heat-up
- environmentally friendly and energy-efficient

Note: Since boiling generates a large amount of steam that can interfere with the operation of the water dispenser, the actual maximum temperature of the water dispensed is 93°C. Displaying "100°C" is for illustrative purposes only and does not represent the real temperature.

Execution Standard: GB/T22090-2008
Hot and Cold Water Dispenser



Water Dispenser

INSTANT HEATING AND DRINKING WITH FIVE TEMPERATURE SETTINGS

24 hours on standby for you



A cup of warm water in the morning to detoxify and remove spots.



A pot of herbal tea after meals to moisturize the skin and refresh the mind.



A cup of coffee in the afternoon to invigorate and awaken the brain.



A cup of milk before bed to replenish calcium and soothe the nerves.

Heat a glass of water only one time

3-second quick heat-up


Eliminating the traditional thermal tank, premium metal electric heating film is used for rapid boiling, instant heating and drinking.

Put an end to repeatedly boiled water

Say goodbye to the repeated heating; heat it once and drink it immediately, with a gentle touch, hot water is ready.

Quantitative water dispensing

5 levels of water volume adjustment, 150ml, 230ml, 300ml, 800ml, and continuous flow, ensuring no overflow when filling a cup.



DRINKING WATER IS SO SIMPLE

Water Dispenser Model CJ-30-22C

UV Bacteria Inhibition



The brand-new international advanced DUV LED bacteria inhibition module protects the safety of fresh and hot drinks.

Providing you with full sense of security

Healthy materials, safety child lock, prevention of dry burning, prevention of water leakage, prevention of electric leakage.

Six temperature settings

25°C, 45°C, 55°C, 65°C, 85°C, 100°C



Water Dispenser Series Product Specifications



Gentleman Gray



Rose Gold



Tea White



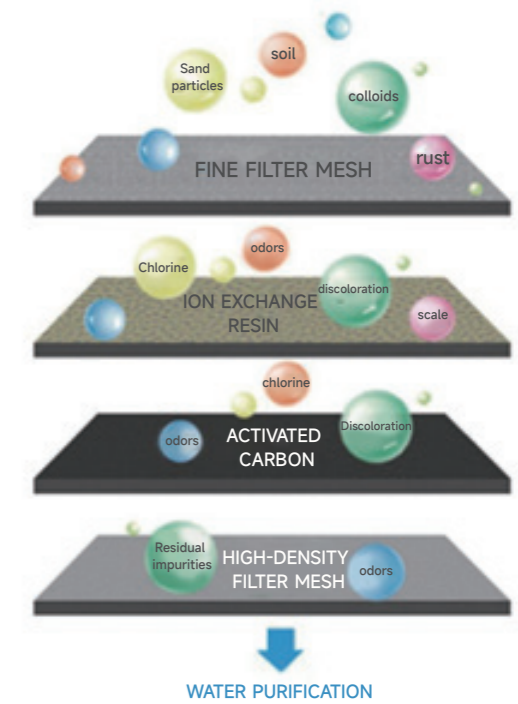
Deep Space Gray

CJ-30-22A

Rated Power: 2200W
 Water Heating Capacity: 30L (at $\geq 90^{\circ}\text{C}$)
 Standby Power Consumption: 0.01KW.h/24h
 Suitable Water Temperature: $5^{\circ}\text{C} - 38^{\circ}\text{C}$
 Inlet Water Pressure: 0.1MPa - 0.4MPa
 Inlet Water Quality: Pure Water
 Product Dimensions: 330mm x 92mm x 438mm

CJ-30-22C

Rated Power: 2200W
 Hot Water Production Capacity: 30L/h (at $\geq 90^{\circ}\text{C}$)
 Standby Power Consumption: $\leq 0.01\text{KW.h/24h}$
 Environmental Water Temperature: $5^{\circ}\text{C} - 38^{\circ}\text{C}$
 Inlet Water Pressure: 0.1MPa-0.4MPa
 Inlet Water Quality: Pure Water
 Product Dimensions: 296mm x 93mm x 378mm



OTHER PRODUCTS: CARRY-ON WATER FILTER

Filtered water pitcher

3.5L large capacity

One-time filtration to meet the drinking needs of the family

4-stage filtration effect

Effectively reduces scale, chlorine, and odors





SMOOTH

Unlimited refreshment

Office Water Dispenser

Continuous water supply, refreshing and lively drinking
Provides uninterrupted direct drinking water and boiling water for places where people gather.

CONTINUOUS WATER SUPPLY FOR 20-50 PEOPLE WITHOUT WAITING

Suitable for offices, shopping malls, schools, hospitals, hotels, and other places with a large gathering of people.

2 water outlets

One for boiling water and one for room temperature water

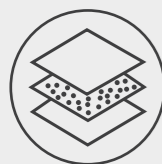
UV Sterilization (optional)

UV sterilization, drink every drop of water at ease

LED Intelligent Display

Real-time display of the machine's operating status, easily understood at a glance

Reverse Osmosis Filtration Technology



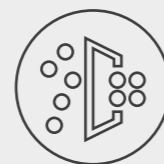
5-micron PP cotton



Granular activated carbon



1-micron PP cotton




Reverse Osmosis Membrane



Integrated carbon rod

STEP-BY-STEP HEATING FOR CONTINUOUS WATER SUPPLY

Step-by-step heating technology ensures the water temperature rises evenly. Water drawing, replenishing, and heating occur simultaneously.



Office Water Dispenser



CS-400-15C

Rated Power: 3000W
Water Purification Flow Rate: 1.0L/min
Rated Total Purification Volume: 4000L
Suitable Water Temperature: 5°C-38°C
Inlet Water Pressure: 0.1MPa-0.4MPa
Product Dimensions: 420mm x 550mm x 1580mm
Suitable for 30-50 People



CS-200-60A

Rated Power: 1500W
Water Purification Flow Rate: 0.5L/min
Rated Total Purification Volume: 2000L
Suitable Water Temperature: 5°C-38°C
Inlet Water Pressure: 0.1MPa-0.4MPa
Product Dimensions: 350mm x 400mm x 1350mm
Suitable for 20-50 People

POLYGON

NEW WAY TO DRINKING
HEALTHY WATER





Water Dispenser CJ-30-22A



Reverse Osmosis Water Purifier
CRO-075V



Pre-filter CQ-6



Healthy Home

POLYGON Whole-House Drinking Water Solution

Applicable Areas

- Areas rich in water resources and some coastal areas.
- Good water quality and less scale.

Water Dispenser CJ-30-22A



Wall-Mounted Softener CW-06-SL



CHARMING HOME

POLYGON Whole-House Drinking Water Solution

Pre-filter CW-NP20

Reverse Osmosis Water Purifier CRO-400V

Applicable Areas

Dry climate, areas with a high concentration of impurities in water and noticeable scale after boiling

·Water Purifier Case Display 2

PERFECT HOME

POLYGON Villa Residential Whole-House
Drinking Water Solution

Applicable Areas

Universally applicable nationwide,
every water usage in the home is just right.



Central Water Purifier
CWF-C20

Central Water Softener
CWIE-R20

Water Dispenser
CJ30-22A

Water Dispenser
CJ30-22C (White)

Water Bar Machine
CB-2-21A

Reverse Osmosis Water Purifier
CRO-500V

Pre-filter CW-NP20